



Niagara Catholic Virtual Learning Environment (NCVLE) Login Guide - Student Edition

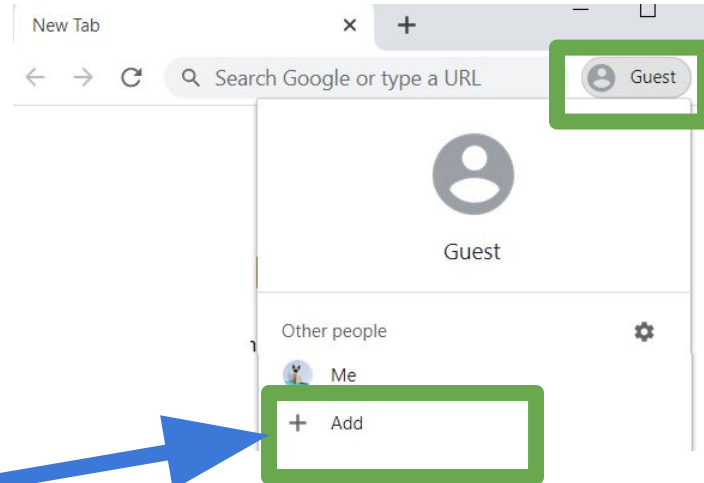


ACCESS THE NCVLE AT [NIAGARACATHOLIC.CA](https://niagaracatholic.ca)

OR AT [HTTPS://NIAGARACATHOLIC.ELEARNINGONTARIO.CA/D2L/LOGIN](https://niagaracatholic.ca/d2l/login)

BROWSER EXPERIENCE

- USE A MODERN WEB BROWSER
- GOOGLE CHROME OFFERS THE BEST EXPERIENCE
- USE AN PRIVATE WINDOW (CTRL+SHIFT+N) IF YOU ARE HAVING LOGIN ISSUES **OR**
- ADD A CHROME USER WITH YOUR @NIAGARACATHOLIC.CA ACCOUNT



ADDING AN ACCOUNT TO GOOGLE CHROME

- WATCH THIS [VIDEO](#) **OR**
- CLICK ON THE USER ICON IN THE TOP RIGHT (GUEST IN THIS EXAMPLE)
- CLICK THE ADD BUTTON AT THE BOTTOM

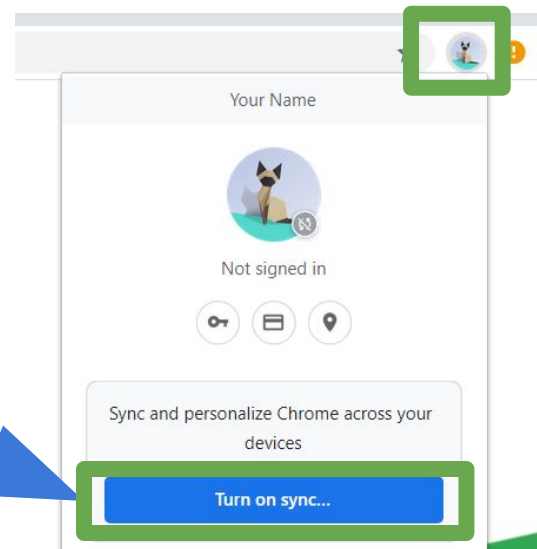
ENTER YOUR NAME

- ENTER YOUR NAME
- CLICK THE ADD BUTTON IN THE BOTTOM RIGHT

Add person

Your Name

Cancel **Add**



TURN ON SYNC

- CLICK BACK ON THE USER ICON IN THE TOP RIGHT
- TURN ON THE SYNC
- SIGN INTO GOOGLE CHROME USING YOUR @NIAGARACATHOLIC.CA ACCOUNT
- LINK YOUR DATA
- TURN ON THE SYNC

YOU HAVE ADDED YOUR SCHOOL ACCOUNT

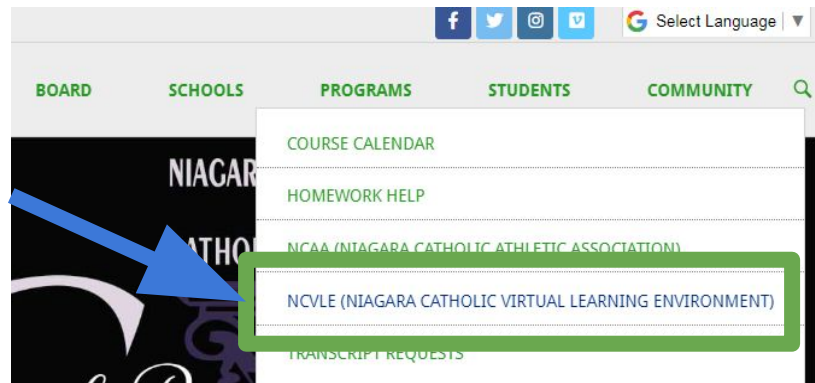
- YOU HAVE NOW ADDED YOUR SCHOOL ACCOUNT TO THE BROWSER. THIS WILL MAKE IT EASIER FOR YOU TO ACCESS ALL OF YOUR SCHOOL GOOGLE ITEMS.
- USE THE USER ICON AT THE TOP RIGHT TO SWITCH BETWEEN A PERSONAL USER ACCOUNT AND YOUR SCHOOL USER ACCOUNT..
- YOU WILL GET THE SAME EXPERIENCE AS IF YOU WERE ON A CHROMEBOOK.

ACCESS THE NCVLE AT [NIAGARACATHOLIC.CA](https://niagaracatholic.ca)

OR AT [HTTPS://NIAGARACATHOLIC.ELEARNINGONTARIO.CA/D2L/LOGIN](https://niagaracatholic.elearningontario.ca/d2l/login)

NAVIGATE TO THE NCVLE

- FROM YOUR WEB BROWSER, NAVIGATE TO [NIAGARACATHOLIC.CA](https://niagaracatholic.ca)
- CLICK THE STUDENTS TAB
- SELECT NCVLE FROM THE DROP DOWN



Niagara Catholic Virtual Learning Environment NCVLE

Log in to access digital resources, explore tools, and experience Technology-Enabled Learning.

[Student Login](#)

Students access using their @niagaracatholic.ca account

[Forgot your password?](#)

Please contact your classroom teacher

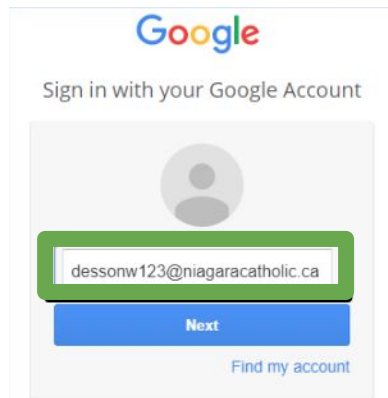
[Staff Login](#)

Staff access using their @ncdsb.com account

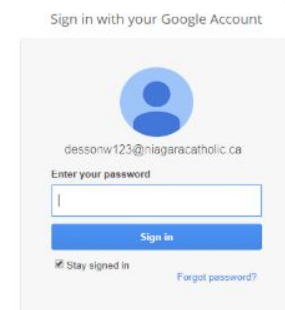
[Guest Login](#)

Access for users with a local login

- CLICK 'STUDENT LOGIN'
- ENTER YOUR @NIAGARACATHOLIC.CA EMAIL ADDRESS AND PASSWORD



One account. All of Google.



[My Courses](#) ▾

All Pinned 19/20 19/20-Sem1 19/20-Sem2 Demo x1819 z1718 z >



WHEN LOGGED INTO THE NCVLE, YOU WILL SEE THE 'MY COURSES' WIDGET. SELECT THE **ALL** TAB TO FIND YOUR CLASSES.

USING GOOGLE IN THE NCVLE

INSIDE YOUR CLASS THE FIND THE **ACCESS GOOGLE APPS** ITEM. BE SURE TO PRESS **AUTHORIZE** AND FOLLOW THE INSTRUCTIONS. THIS WILL LET YOU CONNECT GOOGLE DOCS AND DRIVE TO THE NCVLE

[Access Google Apps](#) ▾
Authorize your Google account.
[Authorize](#)

SUPPORT IS AVAILABLE FROM SUPPORT IS AVAILABLE FROM

[HTTPS://HELP.NIAGARACATHOLIC.CA/](https://help.niagaracatholic.ca/)

D2L IS ALSO ABLE TO PROVIDE SUPPORT AND LIVE CHAT AT

[HTTPS://COMMUNITY.BRIGHTSPACE.COM/ELO/S/](https://community.brightspace.com/elo/s/)